



HAND GLAZERS

HG18C • HG24C (Standard) HG18EZ • HG24EZ (EZ Lift)

Belshaw's hand glazers allow fast, uniform glazing of donuts, cinnamon rolls, cakes and other baked goods. These glazers conveniently glaze one full screen at a time, allowing a single operator to fry and glaze - with little or no wasted glaze.

Belshaw's Easylift hand glazers (**HGEZ models**) eliminate the heavy-lifting associated with standard hand glazers. Rather than being carried by the operator, the glaze applicator slides along rails as it glazes. This design provides even glaze coverage and more attractive looking donuts - all with less physical requirements from the operator.

All hand glazer models are on moveable casters, include covers, and require little space. Stainless steel construction and sound design facilitate cleaning and provide a durable product that will stand up to years of everyday use.

All glazers are certified NSF-2.

Glazers are available in sizes to accommodate standard screens (available separately):

MODEL	SCREEN SIZE	BELSHAW PART #
HG18	17" x 25"	SL200-0004
HG24	23" x 23"	HG24-0001



Above: EasyLift glazer in operation, showing sliding glaze applicator



Above: HG18EZ w/optional drain tray.



17" X 25" screen



NSF-2



HG18C w/optional drain tray.

(Note: shelf brackets shown above are not included in standard equipment)

Standard Features - all models

- Stainless steel frame, kettle & applicator.
- 4 heavy duty casters (2 lockable)
- Washable in rack washer or by hose down
- Stainless steel cover
- Drain tray optional (see right)
- All models NSF-2 listed

Standard features - HG-xxC models

- Drain with cap

Standard features - HGEZ-xx (EasyLift) models

- Drain with valve
- Shelf brackets for 3 screens
- Slide-out glaze bucket support
- Easy Lift mechanism

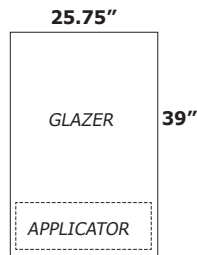
Drain Tray options

- Choose side drain tray ('A' in diagrams below) for attaching to either side
- Choose end drain tray ('B' in diagram below) for attaching to end
- Trays can be easily removed for cleaning.
- Trays can be stored on top of or inside the glazer frame to facilitate storage of the glazer in a confined space
- Drain tray model numbers are indicated below:

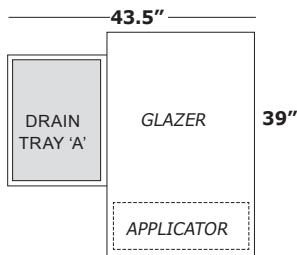
Glazer Model	Side Drain Tray 'A'	End Drain Tray 'B'
HG18 / HG18EZ	HG18EZ-1002	HG18EZ-1003
HG24 / HG24EZ	HG24EZ-1003	HG24EZ-1004

Block diagrams - HG18 and HG18EZ

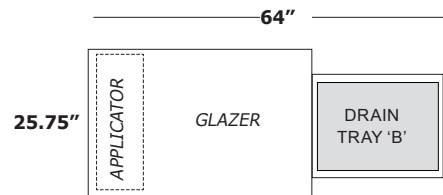
GLAZER WITH DRAIN TRAY REMOVED FOR STORAGE



GLAZER WITH DRAIN TRAY 'A' AT LEFT SIDE

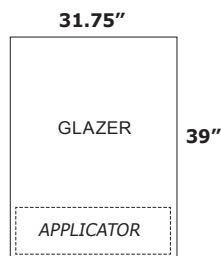


GLAZER WITH DRAIN TRAY 'B' AT END

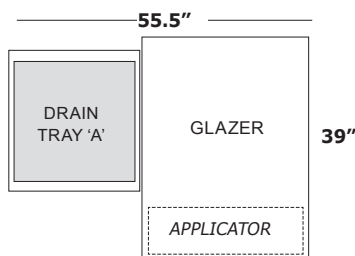


Block diagrams - HG24 and HG24EZ

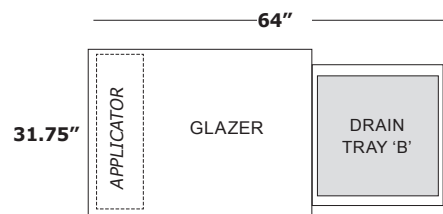
GLAZER WITH DRAIN TRAY REMOVED FOR STORAGE



GLAZER WITH DRAIN TRAY 'A' AT LEFT SIDE



GLAZER WITH DRAIN TRAY 'B' AT END



Capacity and Shipping Weights

MODEL	SCREEN SIZE (Max)	GLAZE CAPACITY	APPROX. CRATE SIZE	APPROX. SHIPPING WEIGHT
HG18C	17"(46cm) x 25"(66cm)	40 lbs (18kg)	37"L x 24"W x 38"H	96 lbs (44 kg)
HG18EZ	17"(46cm) x 25"(66cm)	40 lbs (18kg)	40"L x 48"W x 54"H	169 lbs (77 kg)
HG24C	23"(61cm) x 23"(61cm)	55 lbs (25kg)	40"L x 48"W x 46"H	156 lbs (71 kg)
HG24EZ	23"(61cm) x 23"(61cm)	55 lbs (25kg)	40"L x 48"W x 47"H	190 lbs (87 kg)